

Scaled data based on original data using  
LM-79-08 Approved Method: Electrical and Photometric Measurements of Solid-  
State Lighting Products

Test Report Prepared for  
Cooper Lighting Solutions  
(formerly Eaton)

Brand: McGRAW-EDISON

Report Number: P227829

Luminaire Tested: **ISS-AF-800-LED-E1-T4FT-7030**

Issue Date: 3/3/2020

**Test Information**

Test Method: LM-79-08  
Report Number: P227829  
TEST IS SCALED FROM IESNA LM-79-08 TEST DATA (P29760)  
Test Lab: INNOVATION CENTER-P2  
Issue Date: 3/3/2020  
Manufacturer: COOPER LIGHTING SOLUTIONS (FORMERLY EATON)  
Product Line: MCGRAW-EDISON  
Catalog Number: ISS-AF-800-LED-E1-T4FT-7030  
Description: IMPACT ELITE LED QUATER SPHERE LUMINAIRE  
LIGHT SQUARE WITH ACCULED OPTICS-TYPE IV FORWARD THROW  
Light Source: (16) 3000K CCT, 70 CRI LEDs  
Ballast/Driver: ELECTRONIC DRIVER

**Summary**

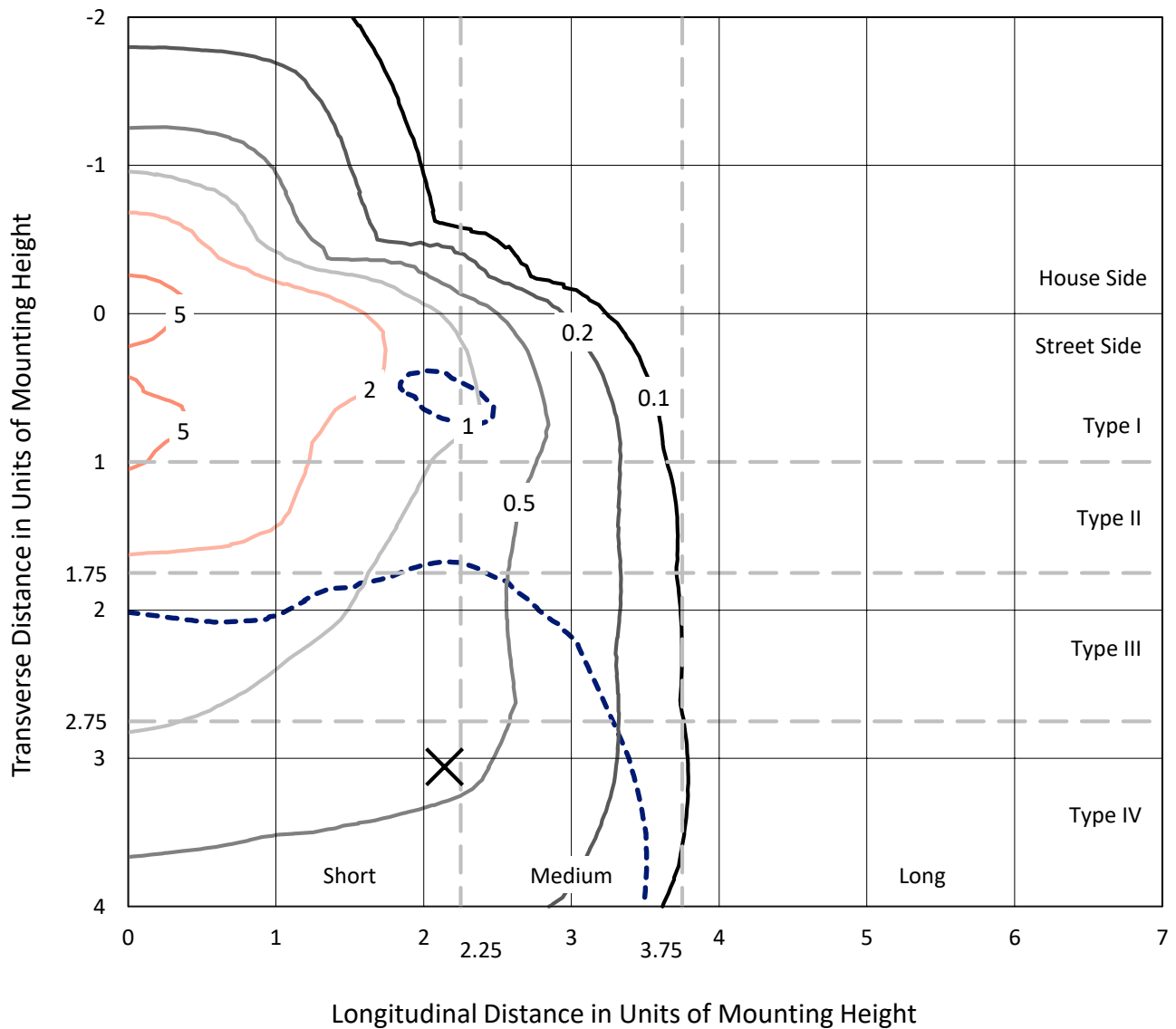
Lumens per Lamp: N/A  
Luminaire Lumens: 4284 lumens  
Efficiency: N/A  
Efficacy: 98.5 lumens/watt  
Luminous Opening: Rectangular (W 0.5' x L: 0.5' x H: 0')  
IES Classification: Type IV - Short - Non-Cutoff  
BUG Rating: B1 - U0 - G1  
  
Input Watts (W): 43.5  
Input Voltage (V): 120  
Input Current (Ain): NR  
Voltage Rise (V): NR  
Power Factor: NR  
Total Harmonic Distortion (THDi): NR  
Frequency (hertz): 60  
Stabilization Time: NR  
Operation Time: NR  
Ambient Temperature (°C): NR  
Test Distance: 25 FT



REPORT NUMBER: P227829  
 CATALOG NUMBER: ISS-AF-800-LED-E1-T4FT-7030

### Iso-Footcandle Lines of Horizontal Illumination

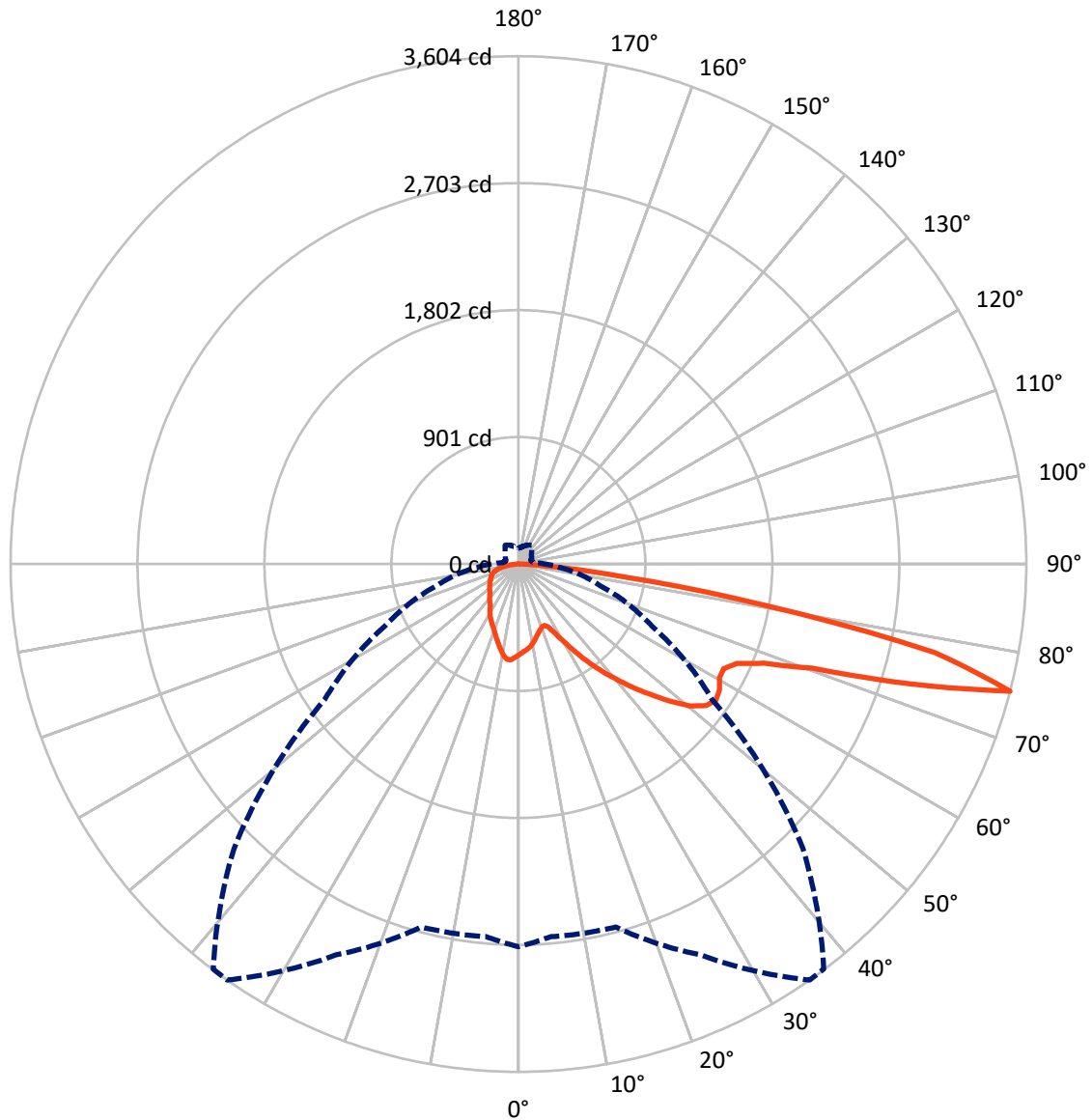
✕ Max cd  
 - - - 1/2 Max cd



Based on 10 foot mounting height. Maximum calculated value = 6.6 fc  
 Type IV - Short - Non-Cutoff

REPORT NUMBER: P227829  
CATALOG NUMBER: ISS-AF-800-LED-E1-T4FT-7030

### Luminous Intensity Polar Plot



— Vertical Plane Through 35-Deg Lateral    - - - Horizontal Cone Through 75-Deg Vertical

REPORT NUMBER: P227829

CATALOG NUMBER: ISS-AF-800-LED-E1-T4FT-7030

**FLUX DISTRIBUTION:**

		Downward	Upward	Total
<b>House Side</b>	Lumens	859.8	0.0	859.8
	% Fixture	20.1	0.0	20.1
<b>Street Side</b>	Lumens	3424.2	0.0	3424.2
	% Fixture	79.9	0.0	79.9
<b>Total</b>	Lumens	4284.0	0.0	4284.0
	% Fixture	100.0	0.0	100.0

**Coefficient of Utilization**

**ZONAL LUMENS:**

Zone	Lumens	% Fixture
0°-10°	60.4	1.4
10°-20°	159.4	3.7
20°-30°	252.2	5.9
30°-40°	407.1	9.5
40°-50°	602.3	14.1
50°-60°	774.4	18.1
60°-70°	958.8	22.4
70°-80°	966.2	22.6
80°-90°	103.2	2.4
90°-100°	0.0	0.0
100°-110°	0.0	0.0
110°-120°	0.0	0.0
120°-130°	0.0	0.0
130°-140°	0.0	0.0
140°-150°	0.0	0.0
150°-160°	0.0	0.0
160°-170°	0.0	0.0
170°-180°	0.0	0.0
0°-90°	4284.0	100.0
0°-180°	4284.0	100.0



REPORT NUMBER: P227829

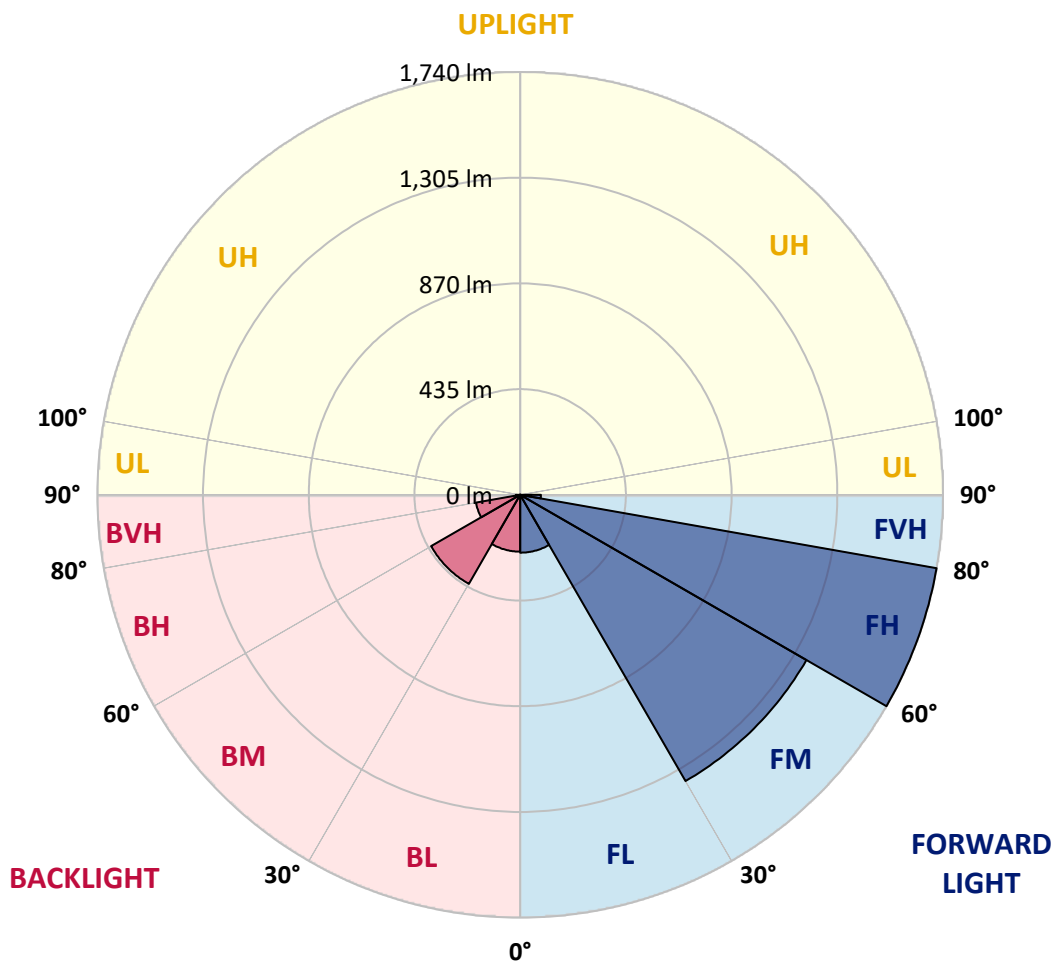
CATALOG NUMBER: ISS-AF-800-LED-E1-T4FT-7030

**LUMINAIRE CLASSIFICATION SYSTEM LUMEN TABLE AND BUG RATING:**

Zone		Lumens	% Fixture	Zone Rating/Lumen Limit		
				B	U	G
FL	(0°-30°)	238.2	5.6			
FM	(30°-60°)	1360.3	31.8			
FH	(60°-80°)	1740.3	40.6			G1/1800
FVH	(80°-90°)	85.3	2.0			G1/100
BL	(0°-30°)	233.8	5.5	B1/500		
BM	(30°-60°)	423.4	9.9	B1/1000		
BH	(60°-80°)	184.7	4.3	B1/500		G1/500
BVH	(80°-90°)	17.9	0.4			G1/100
UL	(90°-100°)	0.0	0.0		U0/0	
UH	(100°-180°)	0.0	0.0		U0/0	

**BUG Rating: B1-U0-G1**

Type IV Short





REPORT NUMBER: P227829

CATALOG NUMBER: ISS-AF-800-LED-E1-T4FT-7030

**CANDELA DISTRIBUTION (FULL):**

	0°	5°	15°	25°	35°	37°	45°	55°	65°	75°	85°
0°	643.6	643.6	643.6	643.6	643.6	643.6	643.6	643.6	643.6	643.6	643.6
2.5°	625.0	623.5	622.1	622.1	625.0	625.0	626.4	627.8	629.3	633.6	639.3
5°	607.8	606.4	605.0	606.4	610.7	610.7	615.0	617.8	620.7	627.8	635.0
7.5°	584.9	584.9	583.5	589.2	593.5	592.1	597.8	600.7	607.8	615.0	626.4
10°	554.9	554.9	554.9	562.0	569.2	569.2	573.5	580.6	586.4	596.4	610.7
12.5°	529.2	527.7	527.7	533.4	542.0	543.5	550.6	560.6	567.8	580.6	596.4
15°	520.6	517.7	510.6	510.6	514.9	514.9	526.3	540.6	552.0	564.9	583.5
17.5°	522.0	517.7	499.1	493.4	493.4	494.8	506.3	522.0	536.3	552.0	576.3
20°	534.9	527.7	493.4	480.5	477.7	479.1	489.1	504.8	522.0	543.5	570.6
22.5°	590.6	579.2	514.9	486.2	473.4	473.4	479.1	496.3	517.7	546.3	580.6
25°	719.4	700.8	586.4	534.9	496.3	492.0	482.0	499.1	524.9	559.2	609.2
27.5°	850.9	832.3	675.0	619.3	559.2	546.3	509.1	513.4	542.0	587.8	652.1
30°	961.1	945.3	786.6	722.2	642.1	627.8	570.6	543.5	572.1	627.8	716.5
32.5°	969.6	962.5	906.7	840.9	743.7	723.7	647.9	605.0	619.3	682.2	786.6
35°	1049.7	1044.0	1014.0	951.0	853.8	830.9	750.8	685.0	680.7	742.2	866.7
37.5°	1128.4	1121.2	1101.2	1058.3	968.2	949.6	886.7	780.9	750.8	812.3	945.3
40°	1202.8	1192.7	1167.0	1142.7	1076.9	1076.9	1009.7	872.4	818.0	873.8	1011.1
42.5°	1340.0	1308.6	1239.9	1221.3	1202.8	1202.8	1104.1	935.3	872.4	941.0	1074.0
45°	1471.6	1441.6	1348.6	1311.4	1321.5	1315.7	1179.9	971.1	921.0	1004.0	1134.1
47.5°	1576.0	1548.8	1454.5	1428.7	1457.3	1434.4	1242.8	999.7	982.5	1071.2	1184.2
50°	1669.0	1604.6	1513.1	1547.4	1583.2	1544.6	1298.6	1042.6	1044.0	1142.7	1257.1
52.5°	1541.7	1534.5	1554.6	1634.7	1669.0	1626.1	1348.6	1096.9	1109.8	1234.2	1340.0
55°	1388.7	1387.2	1504.5	1660.4	1701.9	1661.8	1381.5	1162.7	1178.4	1347.2	1444.4
57.5°	1358.6	1344.3	1424.4	1606.1	1681.8	1653.2	1398.7	1224.2	1244.2	1490.2	1547.4
60°	1455.9	1428.7	1415.8	1547.4	1638.9	1624.6	1420.1	1297.1	1324.3	1653.2	1643.2
62.5°	1667.5	1630.4	1538.8	1551.7	1634.7	1623.2	1471.6	1382.9	1414.4	1816.3	1697.6
65°	1947.9	1920.7	1774.8	1670.4	1701.9	1686.1	1564.6	1491.6	1508.8	1933.6	1636.1
67.5°	2255.3	2218.2	2059.4	1916.4	1876.3	1846.3	1711.9	1620.4	1558.9	1916.4	1471.6
70°	2602.9	2562.8	2425.5	2278.2	2209.6	2176.7	1969.3	1731.9	1540.3	1727.6	1161.3
72.5°	3030.5	2976.1	2900.3	2916.1	2904.6	2813.1	2379.8	1769.1	1404.4	1285.7	693.6
75°	2715.8	2654.3	2667.2	3060.5	3604.0	3599.7	2854.6	1677.6	1046.9	606.4	300.3
77.5°	973.9	1076.9	1588.9	2292.5	3021.9	3017.6	2209.6	1049.7	449.1	258.9	181.6
80°	244.6	248.8	394.7	941.0	1764.8	1750.5	1252.8	396.1	187.3	157.3	124.4
82.5°	78.7	84.4	144.4	324.6	755.1	738.0	389.0	130.1	117.3	101.5	75.8
85°	25.7	25.7	51.5	111.6	248.8	238.8	78.7	47.2	64.4	52.9	34.3
87.5°	0.0	0.0	1.4	2.9	5.7	2.9	0.0	2.9	8.6	10.0	7.2
90°	0.0	0.0	0.0	0.0	0.0	0.0	0.0	0.0	0.0	0.0	0.0



REPORT NUMBER: P227829

CATALOG NUMBER: ISS-AF-800-LED-E1-T4FT-7030

**CANDELA DISTRIBUTION (continued):**

	90°	95°	105°	115°	125°	135°	145°	155°	165°	175°	180°
0°	643.6	643.6	643.6	643.6	643.6	643.6	643.6	643.6	643.6	643.6	643.6
2.5°	643.6	642.1	647.9	652.1	653.6	657.9	662.2	665.0	663.6	662.2	662.2
5°	642.1	643.6	653.6	662.2	669.3	676.5	682.2	685.0	683.6	683.6	683.6
7.5°	633.6	639.3	650.7	665.0	675.0	679.3	680.7	676.5	673.6	669.3	669.3
10°	619.3	627.8	646.4	662.2	666.4	660.7	652.1	643.6	632.1	625.0	625.0
12.5°	607.8	617.8	640.7	653.6	647.9	633.6	615.0	600.7	589.2	580.6	579.2
15°	597.8	610.7	635.0	637.8	625.0	600.7	576.3	560.6	547.7	542.0	542.0
17.5°	590.6	607.8	629.3	620.7	594.9	563.5	540.6	527.7	517.7	512.0	510.6
20°	592.1	613.5	623.5	599.2	562.0	529.2	507.7	500.6	493.4	490.5	490.5
22.5°	607.8	627.8	622.1	580.6	532.0	494.8	480.5	479.1	476.2	473.4	471.9
25°	642.1	656.4	626.4	562.0	500.6	463.4	456.2	460.5	459.1	456.2	456.2
27.5°	689.3	692.2	633.6	543.5	466.2	433.3	433.3	440.5	437.6	433.3	436.2
30°	746.5	730.8	636.4	513.4	426.2	404.7	409.0	413.3	410.5	404.7	404.7
32.5°	808.0	770.8	636.4	474.8	387.6	379.0	380.4	381.8	376.1	369.0	369.0
35°	868.1	809.5	629.3	429.0	357.5	353.2	351.8	357.5	353.2	343.2	343.2
37.5°	925.3	839.5	610.7	381.8	334.7	333.2	337.5	334.7	328.9	314.6	311.8
40°	965.3	859.5	573.5	343.2	316.1	324.6	321.8	306.1	297.5	287.5	287.5
42.5°	1001.1	869.5	527.7	313.2	303.2	314.6	303.2	283.2	271.7	270.3	271.7
45°	1034.0	878.1	483.4	288.9	287.5	303.2	288.9	267.4	254.6	254.6	256.0
47.5°	1065.5	886.7	439.1	266.0	268.9	286.0	277.4	256.0	243.1	234.5	234.5
50°	1115.5	906.7	374.7	241.7	247.4	271.7	268.9	244.6	230.3	217.4	214.5
52.5°	1175.6	941.0	304.6	216.0	231.7	258.9	258.9	234.5	218.8	201.7	198.8
55°	1255.7	978.2	244.6	197.4	216.0	244.6	248.8	230.3	207.4	191.6	188.8
57.5°	1335.8	991.1	197.4	178.8	195.9	230.3	241.7	221.7	194.5	183.1	181.6
60°	1391.5	949.6	165.9	163.0	181.6	213.1	231.7	211.7	185.9	174.5	174.5
62.5°	1382.9	823.8	148.7	153.0	170.2	200.2	223.1	203.1	180.2	173.0	171.6
65°	1261.4	622.1	134.4	144.4	160.2	187.3	214.5	198.8	177.3	170.2	167.3
67.5°	1062.6	413.3	124.4	135.9	150.2	177.3	207.4	193.1	168.8	164.5	161.6
70°	769.4	241.7	114.4	127.3	140.2	165.9	197.4	181.6	158.7	155.9	148.7
72.5°	416.2	151.6	103.0	115.8	127.3	151.6	181.6	167.3	145.9	134.4	130.1
75°	190.2	110.1	91.5	103.0	111.6	133.0	163.0	147.3	130.1	115.8	113.0
77.5°	127.3	82.9	77.2	88.7	93.0	111.6	144.4	117.3	101.5	91.5	88.7
80°	87.2	61.5	62.9	72.9	71.5	88.7	108.7	94.4	80.1	82.9	75.8
82.5°	55.8	42.9	48.6	51.5	50.1	67.2	84.4	71.5	60.1	50.1	42.9
85°	24.3	22.9	28.6	30.0	30.0	37.2	44.3	35.8	27.2	20.0	20.0
87.5°	1.4	2.9	2.9	4.3	2.9	1.4	0.0	0.0	0.0	0.0	0.0
90°	0.0	0.0	0.0	0.0	0.0	0.0	0.0	0.0	0.0	0.0	0.0

(END OF REPORT)